
























































4 200m Backstroke Women Heat

Official

Rank	Competitor	Year	Club	RT	PTS	Result	
1	 Milan Glintmeyer	2008		0.64		2:14.48 Entry: 2:10.22 +4.26	QA
	50m: 31.39 100m: 1:05.28 (33.89) 150m: 1:39.85 (34.57) 200m: 2:14.48 (34.63)						
2	 Georgina McCa	2002		0.62		2:15.61 Entry: 2:11.70 +3.91	QA
	50m: 31.88 100m: 1:05.96 (34.08) 150m: 1:40.89 (34.93) 200m: 2:15.61 (34.72)						
3	 Amber George	2005		0.70		2:16.66 Entry: 2:16.17 +0.49	QA
	50m: 31.52 100m: 1:06.00 (34.48) 150m: 1:41.56 (35.56) 200m: 2:16.66 (35.10)						
4	 Ivy Miller (V)	2007		0.57		2:17.09 Entry: 2:13.40 +3.69	QA
	50m: 31.95 100m: 1:06.52 (34.57) 150m: 1:42.36 (35.84) 200m: 2:17.09 (34.73)						
5	 Bridie Quayle	2008		0.72		2:17.55 Entry: 2:17.26 +0.29	QA
	50m: 32.11 100m: 1:07.13 (35.02) 150m: 1:42.25 (35.12) 200m: 2:17.55 (35.30)						
6	 Savannah-Eve	2006		0.62		2:18.33 Entry: 2:17.58 +0.75	QA
	50m: 31.19 100m: 1:06.97 (35.78) 150m: 1:42.72 (35.75) 200m: 2:18.33 (35.61)						
7	 Tess Whineray	2005		0.63		2:18.51 Entry: 2:15.61 +2.90	QA
	50m: 31.88 100m: 1:06.27 (34.39) 150m: 1:42.07 (35.80) 200m: 2:18.51 (36.44)						
8	 Jesse Welsh	2004		0.67		2:18.63 Entry: 2:14.38 +4.25	QA
	50m: 32.24 100m: 1:07.26 (35.02) 150m: 1:42.97 (35.71) 200m: 2:18.63 (35.66)						
9	 Laura Menzies	2009		0.61		2:19.54 Entry: 2:17.49 +2.05	QC
	50m: 31.80 100m: 1:06.29 (34.49) 150m: 1:42.59 (36.30) 200m: 2:19.54 (36.95)						
10	 Kiana Swain	2001		0.62		2:21.69 Entry: 2:20.87 +0.82	QC
	50m: 32.40 100m: 1:07.72 (35.32) 150m: 1:44.34 (36.62) 200m: 2:21.69 (37.35)						
11	 Hanna Abdou	2006		0.61		2:22.78 Entry: 2:13.49 +9.29	QC
	50m: 33.86 100m: 1:09.61 (35.75) 150m: 1:46.13 (36.52) 200m: 2:22.78 (36.65)						
12	 Arissa Liu	2009		0.58		2:24.30 Entry: 2:23.12 +1.18	QC
	50m: 33.24 100m: 1:10.55 (37.31) 150m: 1:48.09 (37.54) 200m: 2:24.30 (36.21)						
13	 Danielle Asiata	2006		0.64		2:24.51 Entry: 2:21.29 +3.22	QC
	50m: 33.02 100m: 1:09.14 (36.12) 150m: 1:46.12 (36.98) 200m: 2:24.51 (38.39)						

14	 Pippa Mihaka	2007		Hamilton Aqua...	0.60		2:26.41 Entry: 2:18.62	+7.79	QB
	50m: 31.79	100m: 1:08.00 (36.21)	150m: 1:46.64 (38.64)	200m: 2:26.41 (39.77)					
15	 Brooke Speers	2009			0.60		2:26.71 Entry: 2:20.18	+6.53	QB
	50m: 34.16	100m: 1:11.61 (37.45)	150m: 1:49.46 (37.85)	200m: 2:26.71 (37.25)					
16	 Mackenzie Wrig	2011			0.67		2:26.83 Entry: 2:29.00	-2.17	QC
	50m: 33.85	100m: 1:12.16 (38.31)	150m: 1:50.24 (38.08)	200m: 2:26.83 (36.59)					
17	 Breeze van Velk	2008			0.59		2:27.24 Entry: 2:15.76	+11.48	QB
	50m: 32.97	100m: 1:09.63 (36.66)	150m: 1:47.85 (38.22)	200m: 2:27.24 (39.39)					
18	 Ashley Lander	2009			0.64		2:28.22 Entry: 2:27.01	+1.21	QB
	50m: 35.13	100m: 1:12.13 (37.00)	150m: 1:49.96 (37.83)	200m: 2:28.22 (38.26)					
19	 Hayley Wyatt	2010			0.66		2:28.69 Entry: 2:27.10	+1.59	QC
	50m: 34.29	100m: 1:11.88 (37.59)	150m: 1:50.43 (38.55)	200m: 2:28.69 (38.26)					
20	 Violet Carter	2010			0.67		2:29.47 Entry: 2:31.18	-1.71	QC
	50m: 35.09	100m: 1:12.89 (37.80)	150m: 1:51.94 (39.05)	200m: 2:29.47 (37.53)					
21	 Macey Barnes	2008			0.69		2:29.56 Entry: 2:24.91	+4.65	QB
	50m: 33.93	100m: 1:11.21 (37.28)	150m: 1:50.14 (38.93)	200m: 2:29.56 (39.42)					
22	 Kathryn Bates	2012			0.81		2:29.70 Entry: 2:29.49	+0.21	
	50m: 34.42	100m: 1:11.93 (37.51)	150m: 1:50.98 (39.05)	200m: 2:29.70 (38.72)					
23	 Charlotte Welsh	2010			0.64		2:29.71 Entry: 2:31.37	-1.66	
	50m: 34.41	100m: 1:11.50 (37.09)	150m: 1:50.96 (39.46)	200m: 2:29.71 (38.75)					
24	 Pene Smith	2007			0.67		2:30.38 Entry: 2:24.69	+5.69	QB
	50m: 34.20	100m: 1:11.84 (37.64)	150m: 1:51.10 (39.26)	200m: 2:30.38 (39.28)					
25	 Holly Stanford	2007			0.67		2:31.50 Entry: 2:18.25	+13.25	QB
	50m: 33.71	100m: 1:11.13 (37.42)	150m: 1:51.28 (40.15)	200m: 2:31.50 (40.22)					
26	 Emma Bendall	2007			0.65		2:37.21 Entry: 2:29.70	+7.51	QB
	50m: 35.72	100m: 1:15.16 (39.44)	150m: 1:56.17 (41.01)	200m: 2:37.21 (41.04)					
27	 Genevieve Wat:	S19 2002			0.67	385	3:30.10 Entry: 3:36.90	-6.80	
	50m: 49.50	100m:	150m: 2:35.93 (2:35.93)	200m: 3:30.10 (54.17)					
28	 Melanie-Rose M	S19 2012			0.71	322	3:42.98 Entry: 3:34.84	+8.14	
	50m: 50.23	100m: 1:46.80 (56.57)	150m: 2:46.26 (59.46)	200m: 3:42.98 (56.72)					